


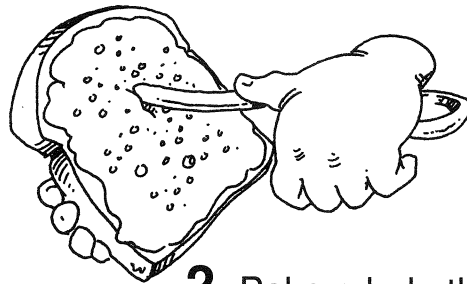
Make a Bird Feeder

You will need:

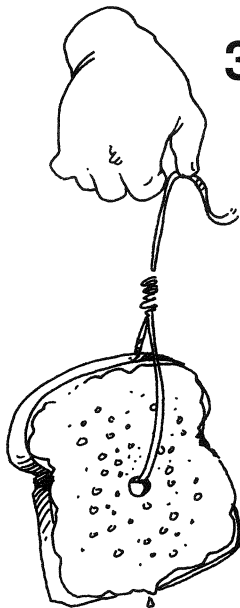
- Several slices of bread (whole wheat is best)
- peanut butter
- bird seed
- a plastic spoon
- a piece of yarn



1. Spread peanut butter on one side of each slice of bread. Press bird seed onto the peanut butter.



2. Poke a hole through the middle of the bread with the end of the spoon.



3. Thread the yarn through the hole. Tie the ends together to make a loop.



4. Hang the bread on tree branches. Watch the birds eat.